

www.boei.go.th

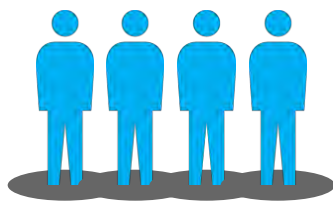
Think Asia, Invest Thailand

Thailand, a perfect place for your business to grow




Ajarin Pattanapanchai
Senior Executive Investment Advisor
Thailand Board of Investment
Bangkok, August 2011

Demographic and Economic



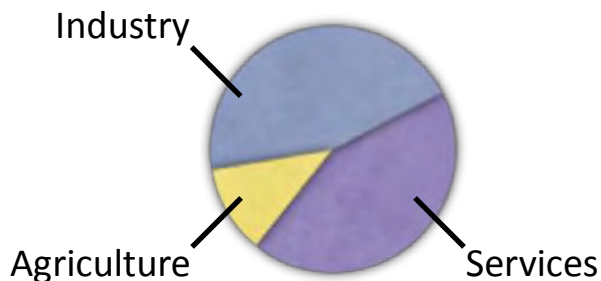
67 Million People



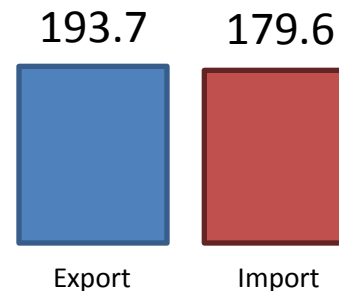
Labor 38.95 Million



GDP US\$317.8 Billion

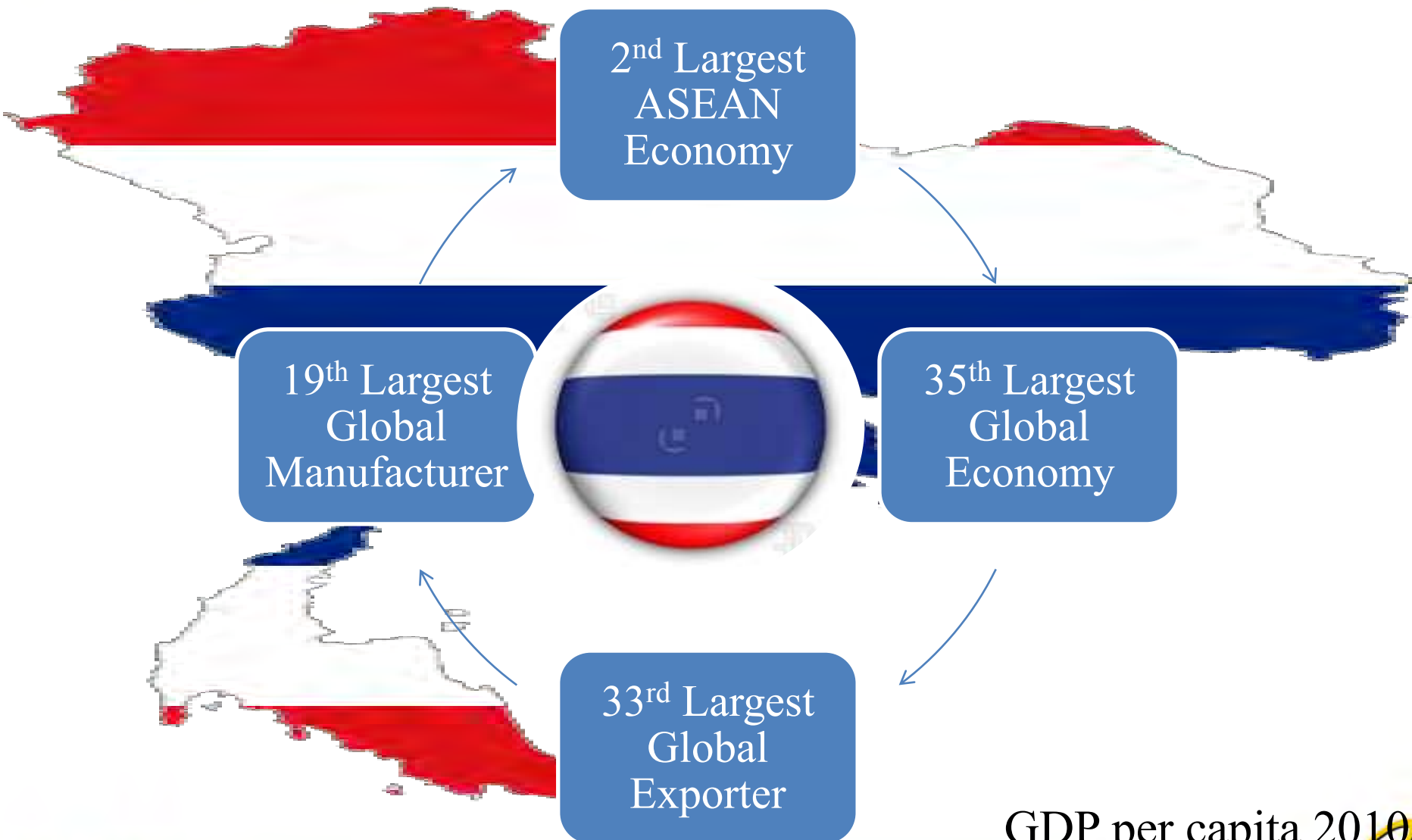


Sector share of GDP



Export & Import
(Billions US\$)





Thailand: Highly Ranked



Grant Thornton

#1 in World, Women in Senior Management



#4 in Asia for Corporate Governance



#10 worldwide as priority FDI host country

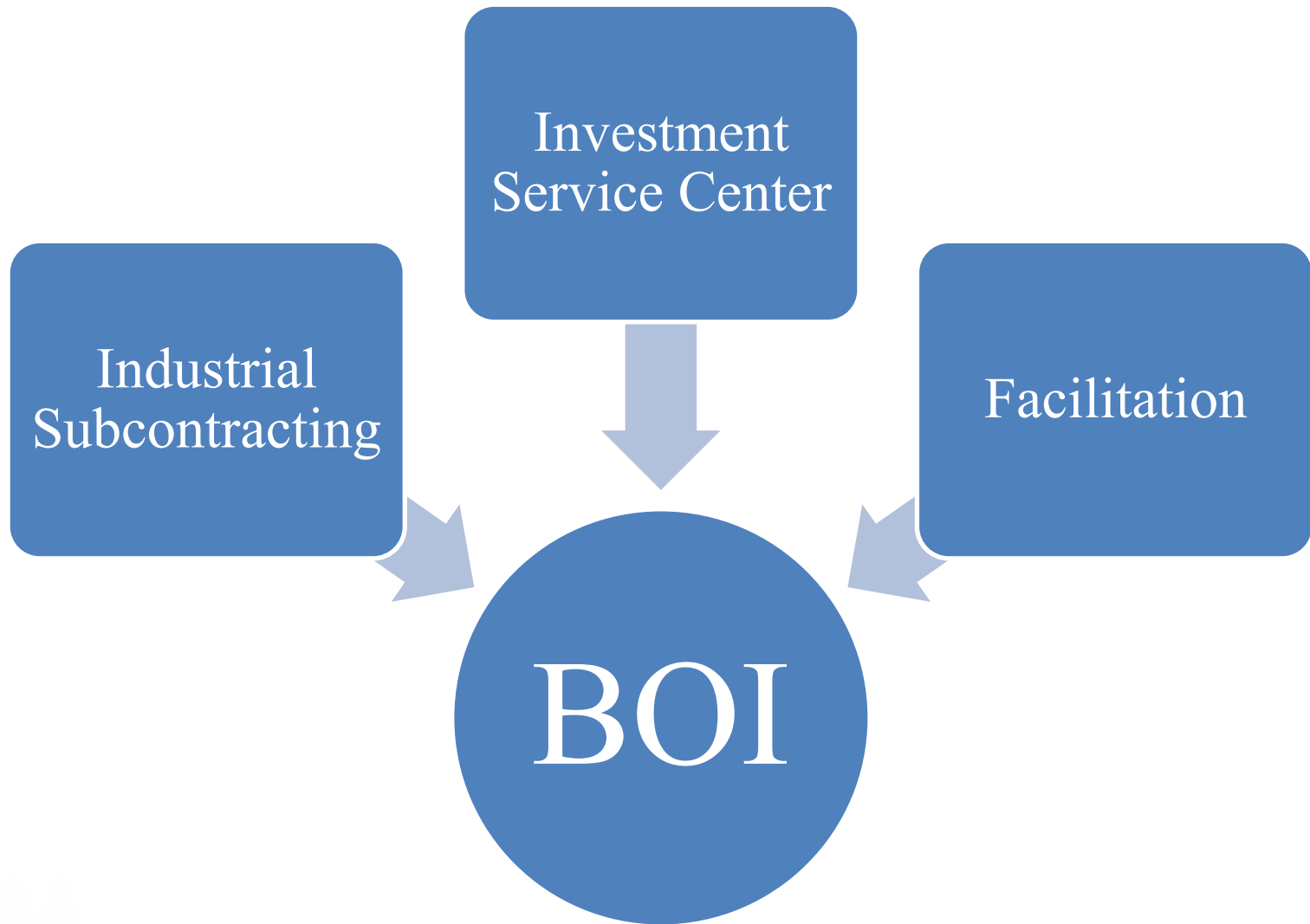


#19 worldwide for Ease of Doing Business



Economic Performance & Outlook 2011

(% YoY)	2010	2011		
	Year	Q1	Q2	2011f
GDP (at 1988 price)	7.8	3.2	2.6	3.5-4.0
Export of goods (US\$)	28.5	27.4	19.2	16.5
Volume	17.3	18.6	9.2	9.7
Import of goods (US\$)	36.8	25.6	28.0	21.3
Volume	26.5	19.2	18.9	12.5
Current Account to GDP(%)	4.6	7.6	2.1	2.4
Inflation	3.3	3.0	4.1	3.6-4.0
Unemployment rate	1.0	0.8	0.6	0.7



No restrictions on
foreign currency

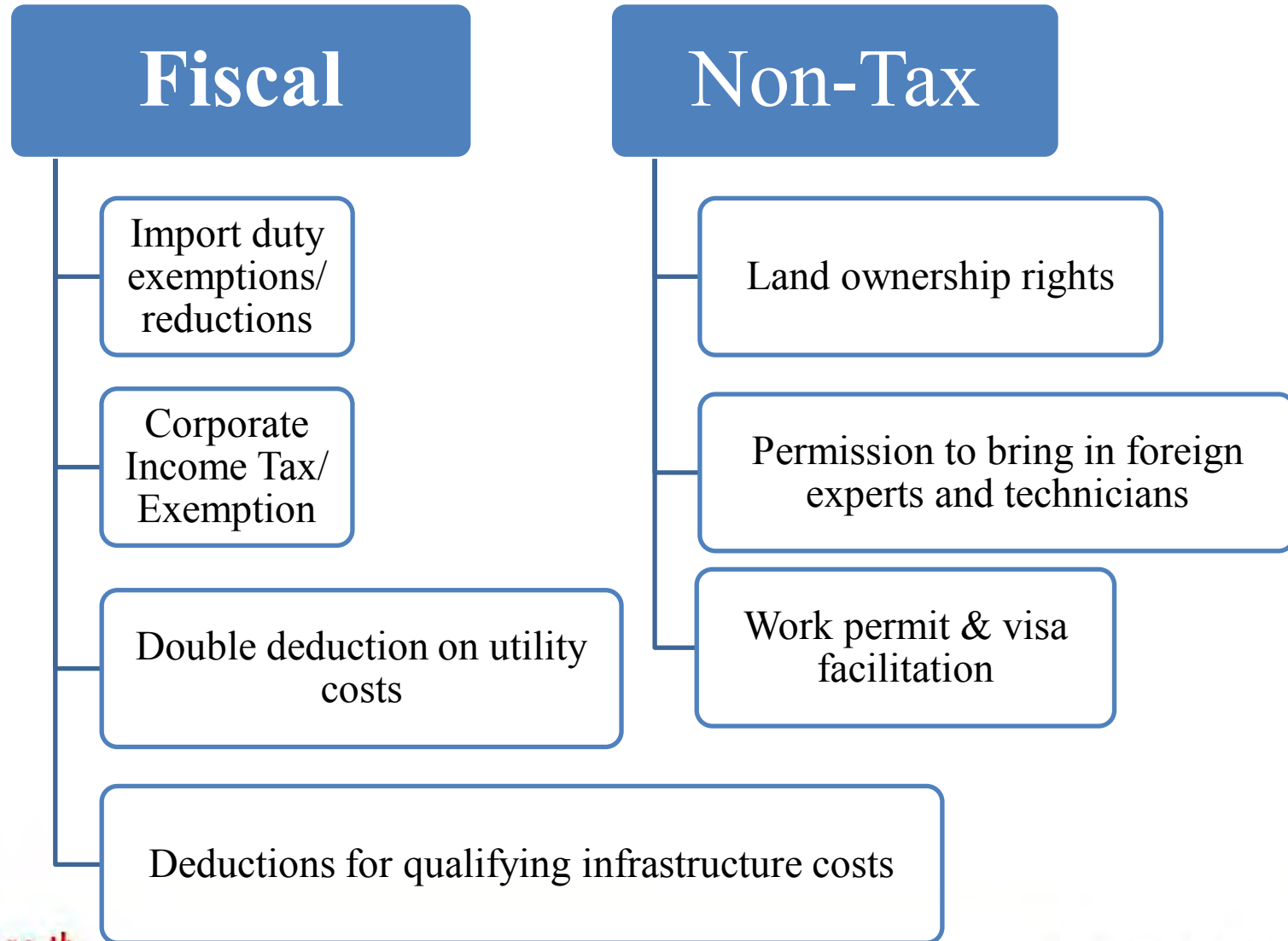
100% foreign
ownership

**LIBERAL INVESTMENT
REGIME**

No export
requirements

No local content
requirements

BOI's Investment Foundation



From Zone-Based to Sectoral Approach



- Zone 1
- Zone 2
- Zone 3 (34 Provinces)
- Zone 3 (22 Provinces)

**Sector Matrix:
Incentives to strengthen
competitiveness**

**Strategic or Priority
Activities**

- **Maximum incentives regardless of location**
- **Customized packages**

Zone-Based

Incentives:

- **Zone 1**
- **Zone 2**
- **Zone 3**

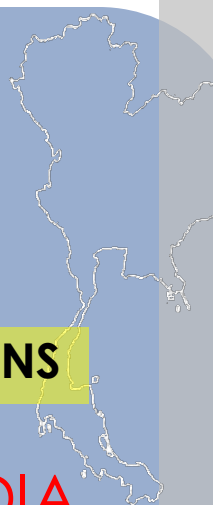
Some bilateral agreements have already entered into force

SEPARATE AGREEMENTS

BIMSTEC
ONGOING NEGOTIATIONS

THAILAND-INDIA
on goods (82 Items)
In Force 1 SEP 2004

on services & investment
ONGOING NEGOTIATIONS



SINGLE UNDERTAKING

THAILAND-JAPAN (JTEPA)
IN FORCE 1 NOVEMBER 2007

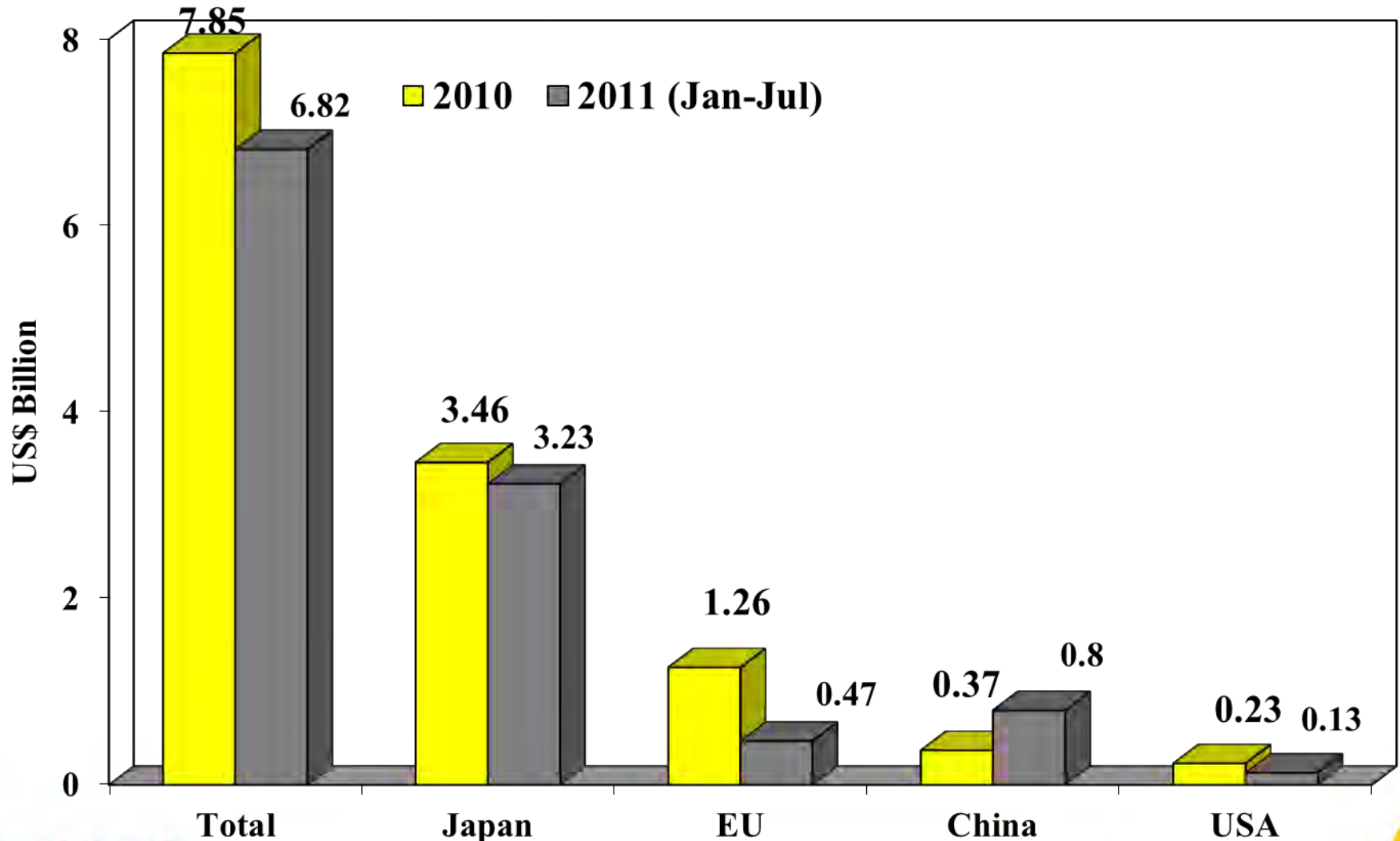
THAILAND-AUSTRALIA
IN FORCE 1 JANUARY 2005

THAILAND-NEW ZEALAND
IN FORCE 1 JULY 2005

THAILAND-PERU
ONGOING NEGOTIATIONS

THAILAND-EFTA
ONGOING NEGOTIATIONS

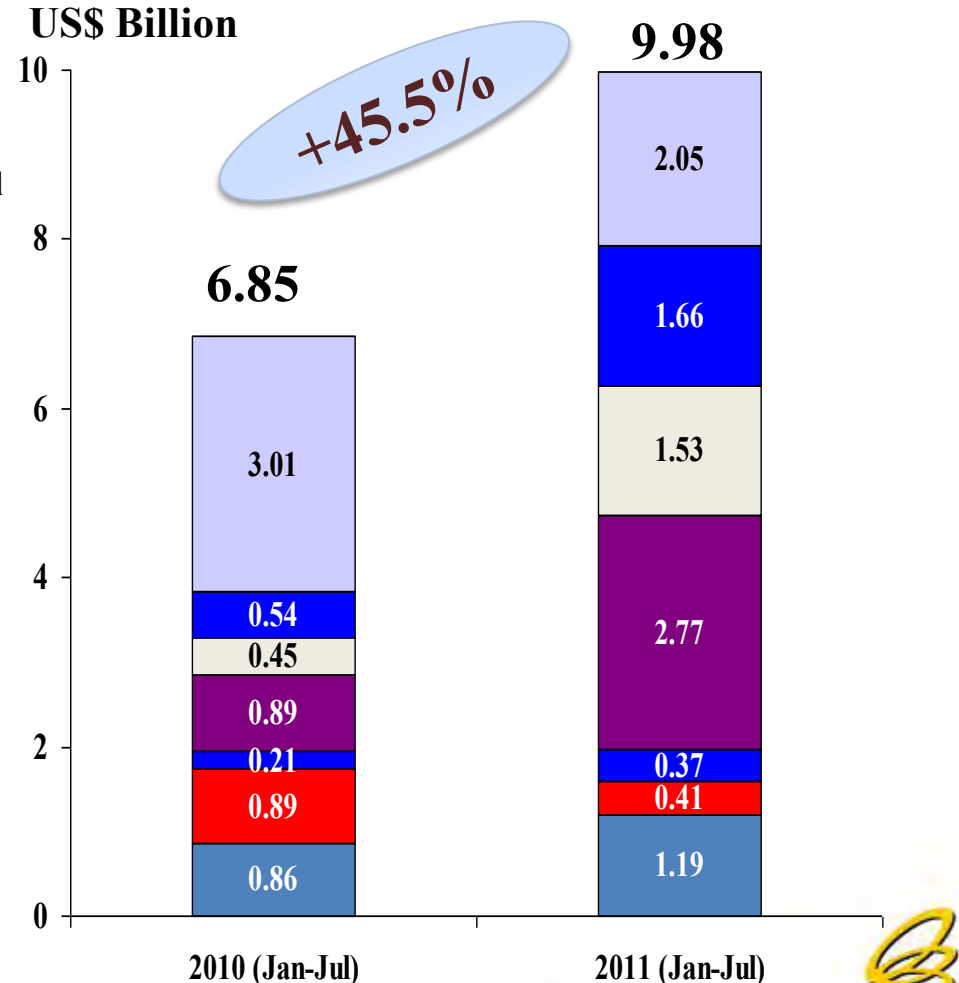
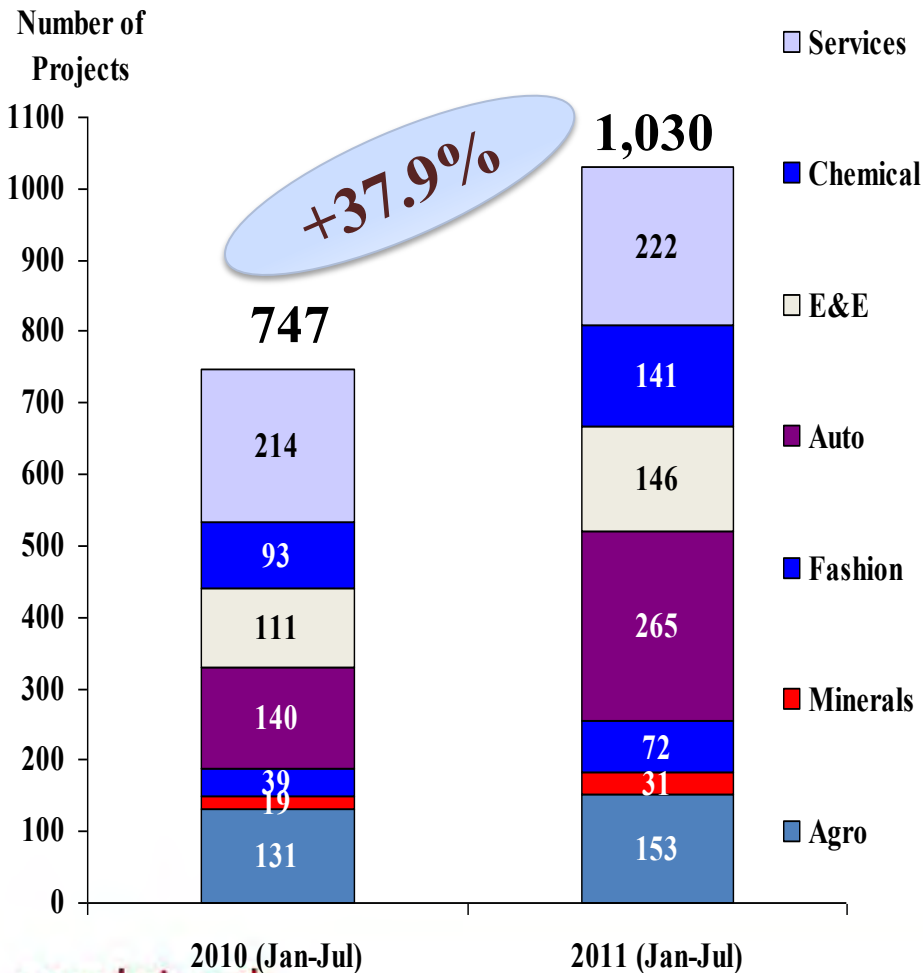
Foreign Direct Investment Applications



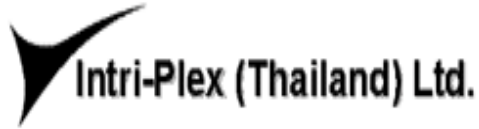
Comparison of All Net Applications for Investment Promotion (Includes Foreign and Domestic Projects)

Number of Projects

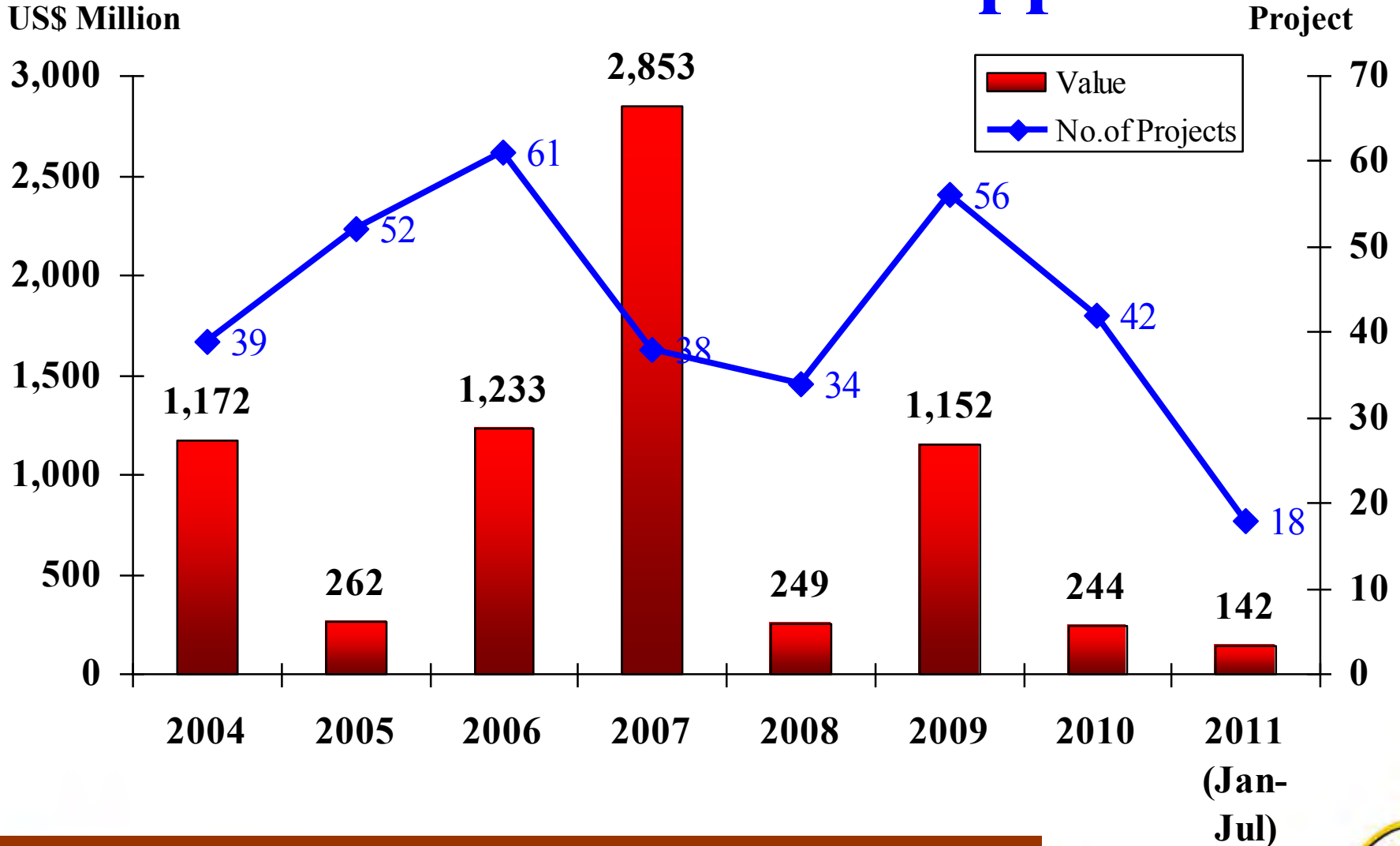
Amount Invested



Sample of US Companies Promoted by BOI



Trend of US Investment Applications



Source: BOI, as of Aug 22, 2011

BOT/Exchange Rate: US\$1 = Bt30.05 in 2011

www.boi.go.th



U.S. Investment Applications

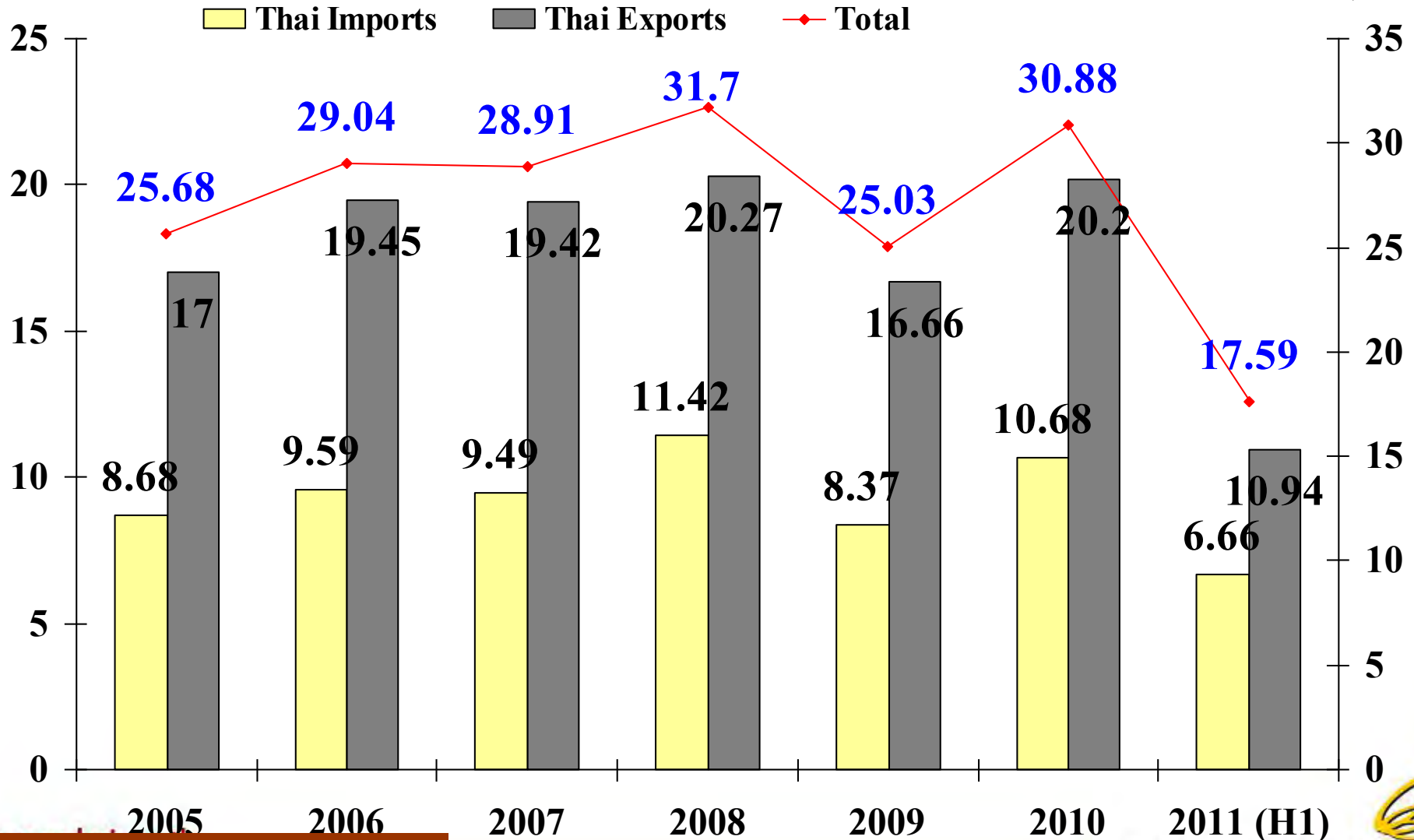
Totals by Sector: 2005 – Jul 2011

Sector	Projects	US\$ Million
Agriculture	26	173.22
Minerals and Ceramics	3	12.18
Light Industry	28	47.46
Auto and Metal Processing*	58	1,870.40
Electrical and Electronics	72	1,226.67
Chemicals and Paper	47	2,617.60
Services and Infrastructure	67	188.11
TOTAL	301	6,135.64

*Includes Caterpillar project registered in Singapore

Thai-US Trade (US\$ Billion)

Unit: US\$ billion



Principal Exports to U.S.

Unit: US\$ billion

Description	2008	2009	2010	2010 (H1)	2011 (H1)	% Growth YOY
Automatic data processing machines and unit thereof	3.43	2.95	3.30	1.70	1.45	-14.44
Rubber products	0.96	0.87	1.26	0.56	0.81	45.54
Prepared or preserved fish, crustaceans, molluscs in airtight	1.19	1.25	1.40	0.59	0.70	18.37
Precious stones and jewellery	1.08	0.84	1.10	0.48	0.66	36.84
Rubber	0.58	0.30	0.57	0.27	0.60	120.55
Others	13.04	10.46	12.57	5.56	6.71	20.69
Total	20.27	16.66	20.20	9.16	10.94	19.34

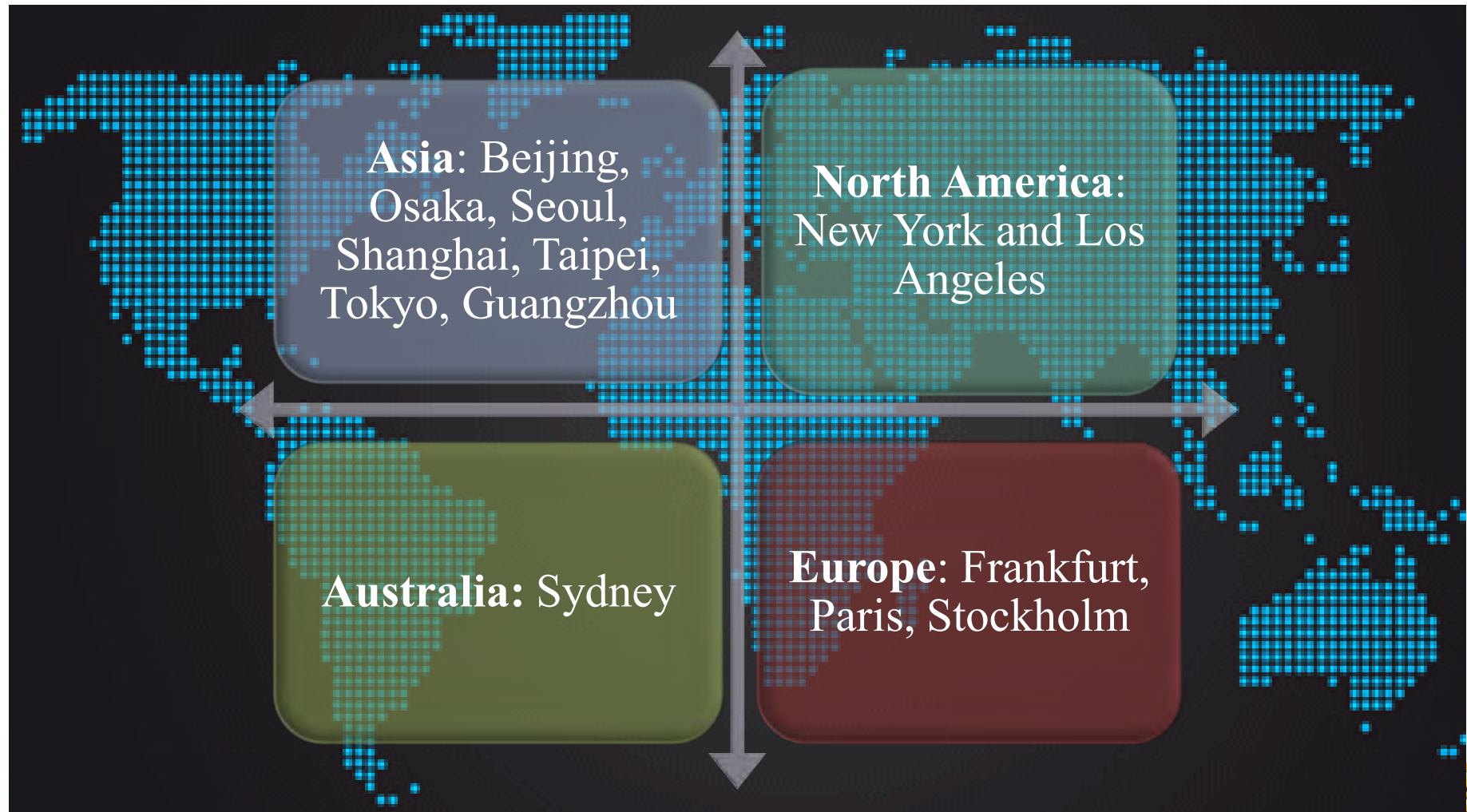
Source: MOC, as of Aug 22, 2011

Principal Imports from U.S.

Unit: US\$ Billion

Description	2008	2009	2010	2010 (H1)	2011 (H1)	% Growth YOY
Electronic integrated circuits	1.17	1.00	1.38	0.64	0.70	10.20
Chemicals	1.15	0.80	1.10	0.55	0.66	19.79
Jewellery including silver bars and gold	0.48	0.14	0.33	0.17	0.61	260.05
Machinery and parts	1.14	0.98	1.21	0.58	0.55	-4.85
Yarn and fibers	0.34	0.22	0.27	0.15	0.44	189.82
Others	7.14	5.24	6.38	2.99	3.68	23.21
Total	11.42	8.37	10.68	5.08	6.66	30.97

BOI Overseas Offices



BOI Office in Los Angeles

Los Angeles

Thailand Board of Investment
Royal Thai Consulate-General
611 North Larchmont Boulevard
3rd Floor Los Angeles,
California 90004 U.S.A.

Phone: +1(0) 323 960 1199

Fax: +1(0) 323 960 1190

E-mail: boila@boi.go.th



Werapong Siriwon
Director

BOI Office in New York

New York

Thailand Board of Investment
61 Broadway, Suite 2810
New York, NY 10006 U.S.A.

Telephone: +1(0) 212 422 9009

Fax: +1(0) 212 422 9119

Email: nyc@boi.go.th



Siriporn Nurugsa
Economic Counselor (Investment)

www.boei.go.th

Think Asia, Invest Thailand

Thailand, a perfect place for your business to grow



THANK YOU

www.boei.go.th

THAILAND BOARD OF INVESTMENT

