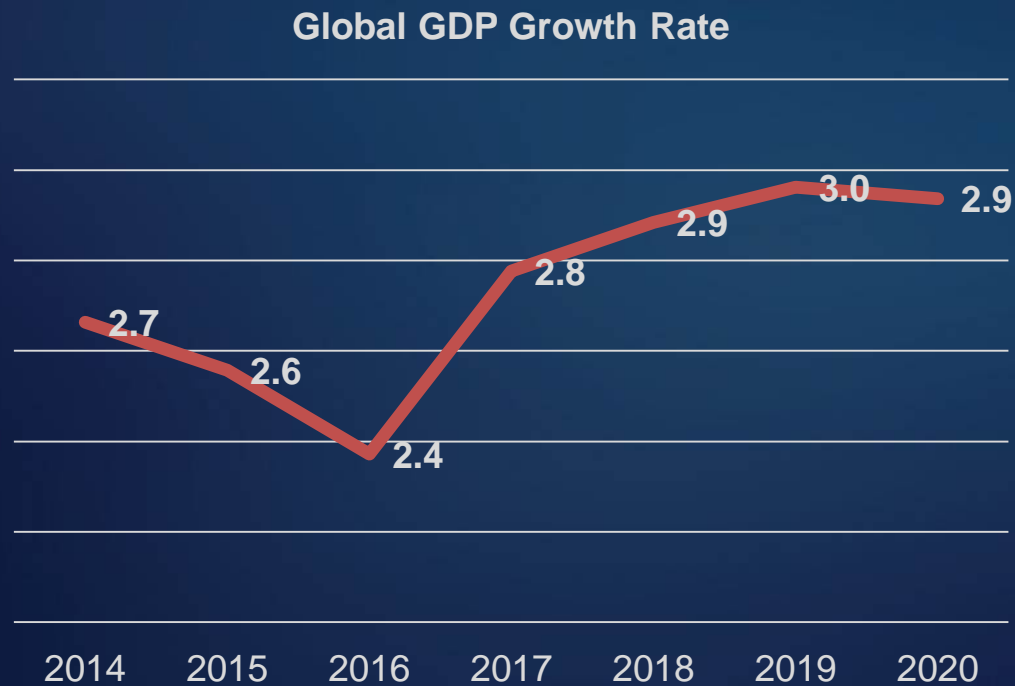


An aerial night photograph of Bangkok, Thailand, showing a dense urban landscape with numerous skyscrapers and residential buildings. A prominent feature is a long, illuminated light trail from a bridge or elevated roadway that stretches diagonally across the frame over a wide river. The sky is a mix of orange, purple, and blue, suggesting a sunset or sunrise. The city lights are reflected in the water, and the overall scene is vibrant and modern.

Improving digital infrastructure for a better connected Thailand

Economies across the globe are going digital fast

The Global GDP forecast 2017



Source: IMF, percentage change (market exchange rates)

Economies are setting policies to encourage ICT investment



Digital Thailand



Singapore Smart Nation



Smart Digital Malaysia



Industry 4.0



Advanced Manufacturing 2.0



Digital Canada 150



Nigeria National Broadband Strategy



Internet Plus

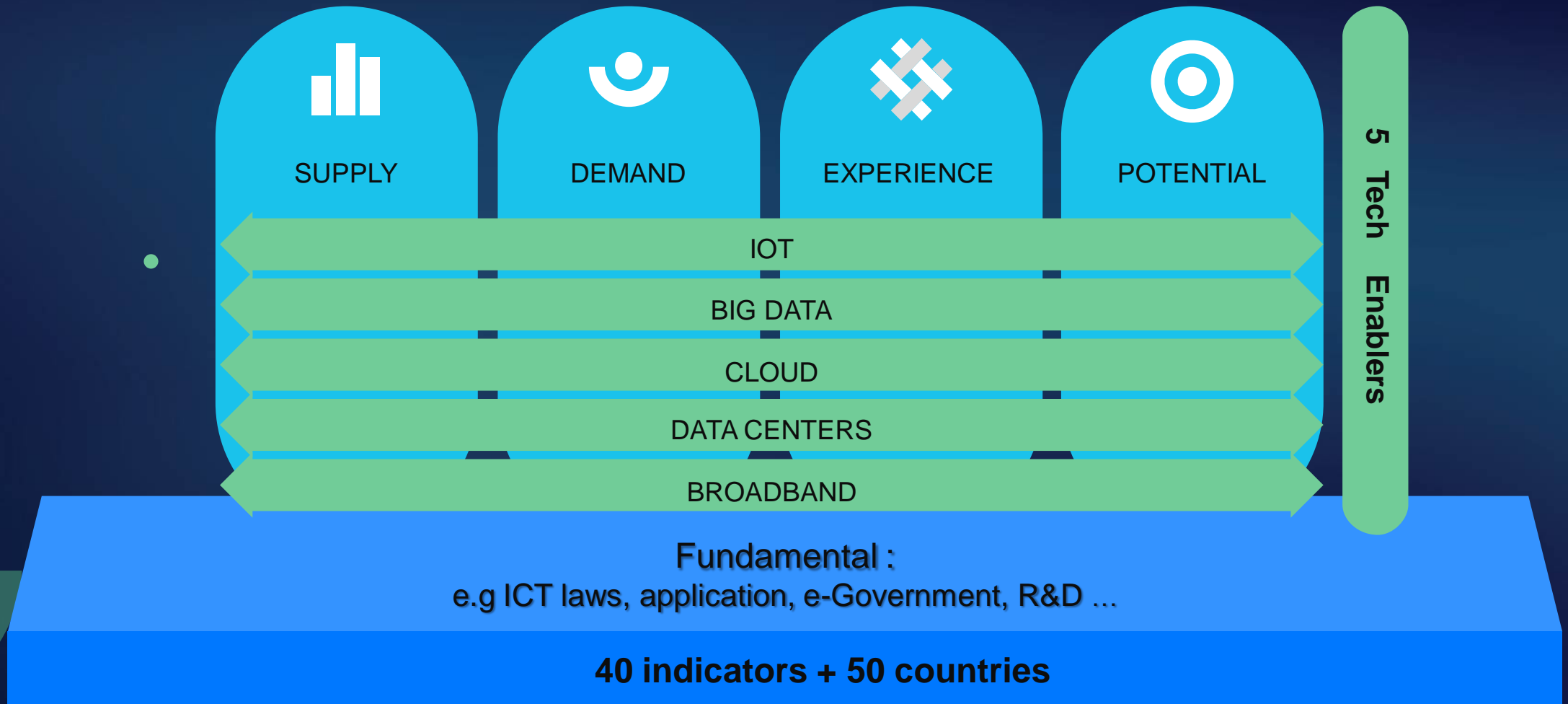


Connected Argentina

140 countries have developed national broadband plan strategy or policy - ITU

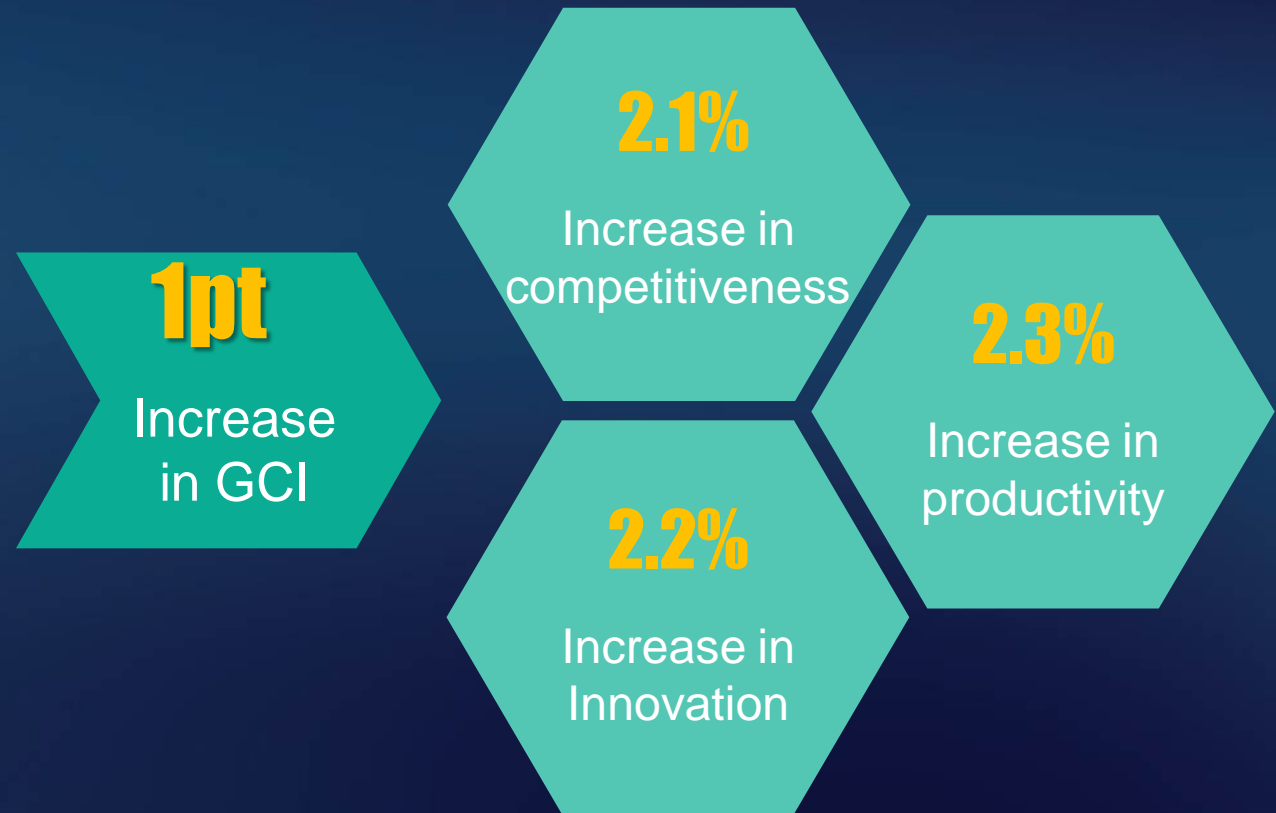
Global Connectivity Index (GCI) evaluates economic digitization with 4 economic pillars, 5 tech enablers and 40 indicators

GCI Research Model

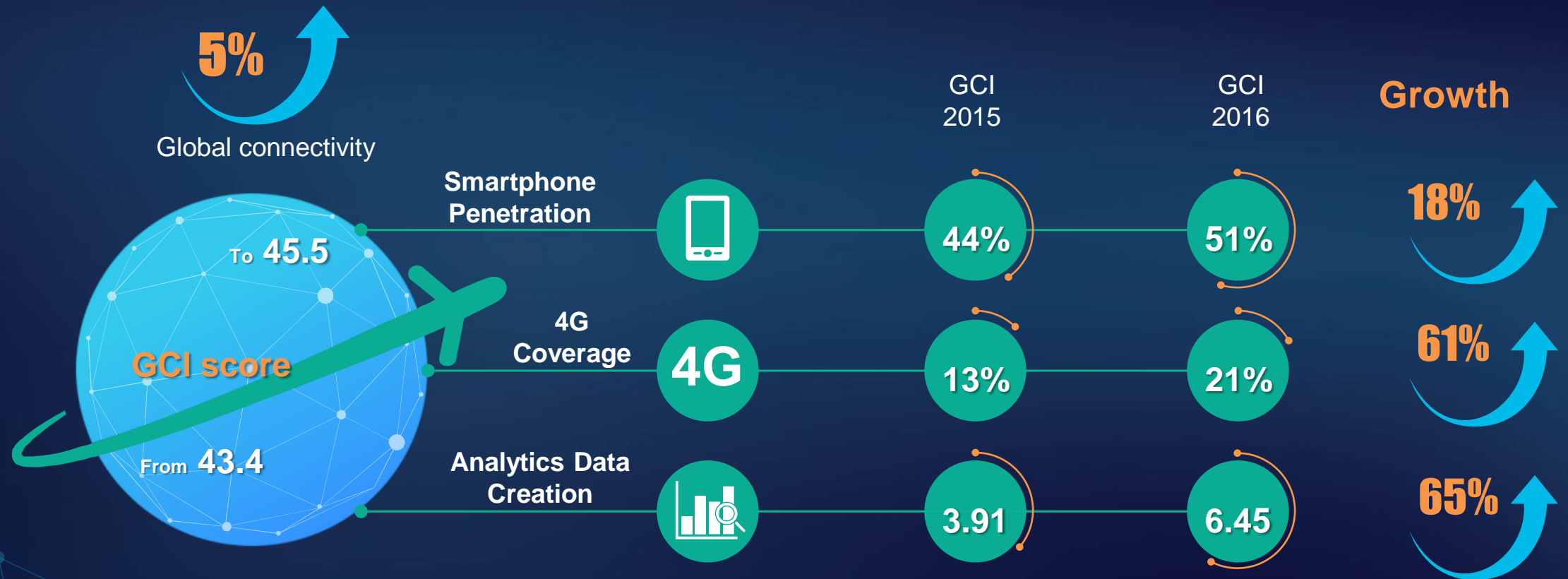


Key finding 1: Strong digital infrastructure improves the quality of economic growth

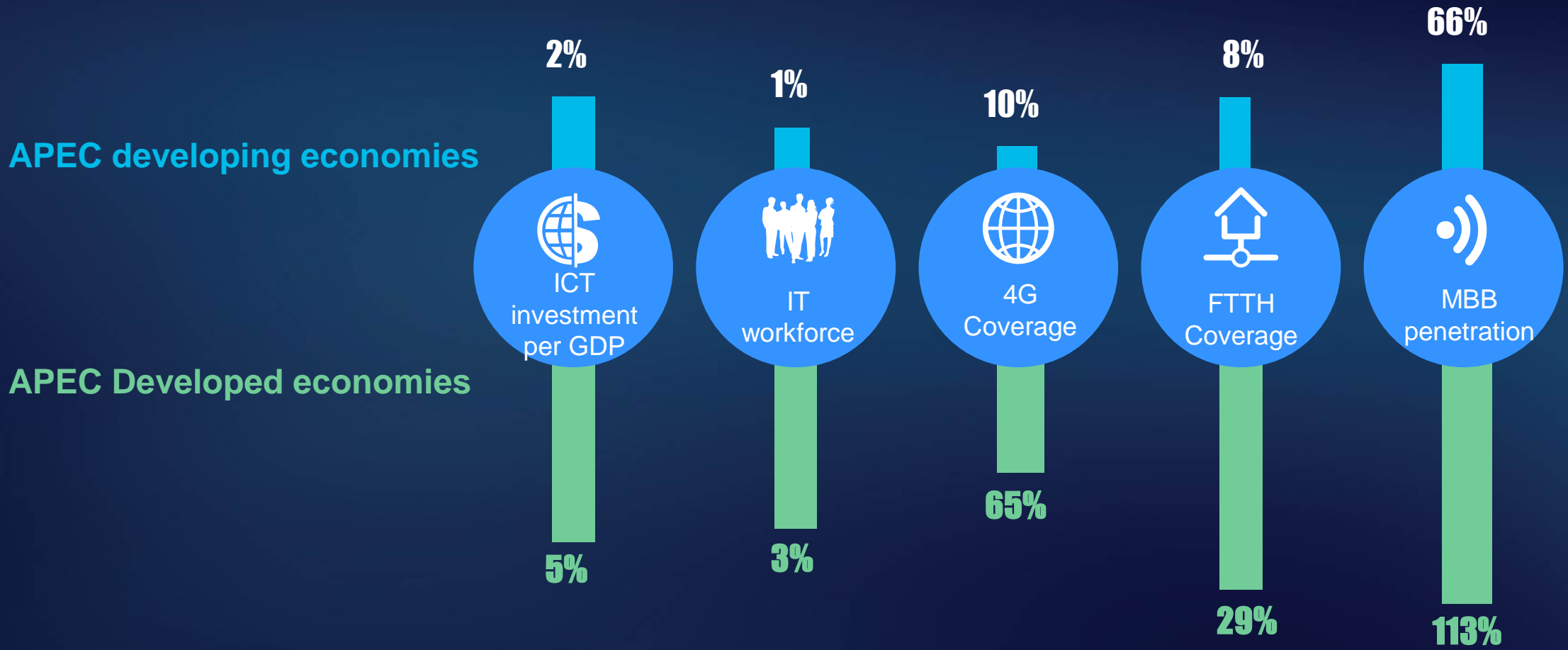
20% growth in ICT investment will
increase a country's GDP by 1%



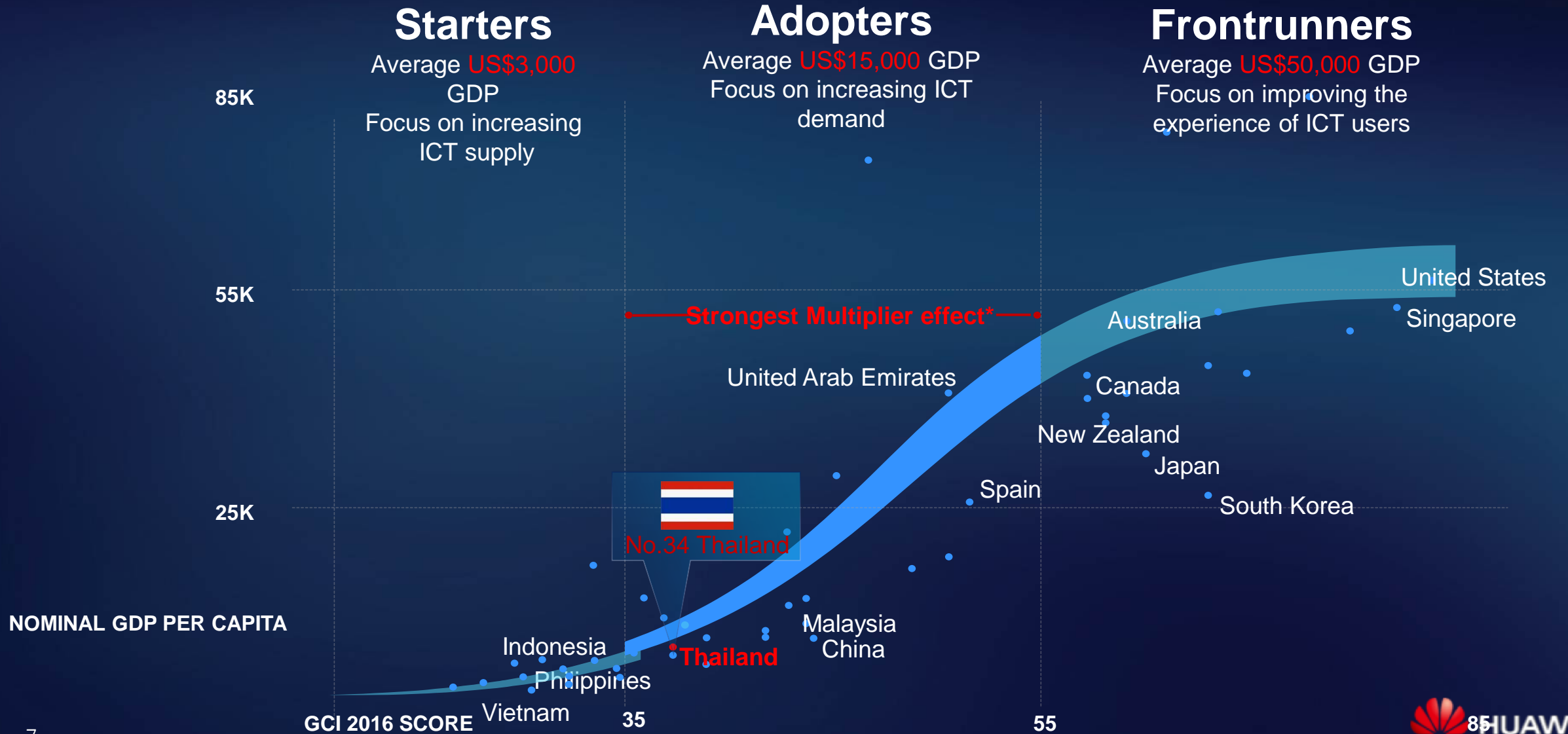
Key finding 2: Digital transformation is accelerating



Key finding 3: Developing economies have huge opportunities

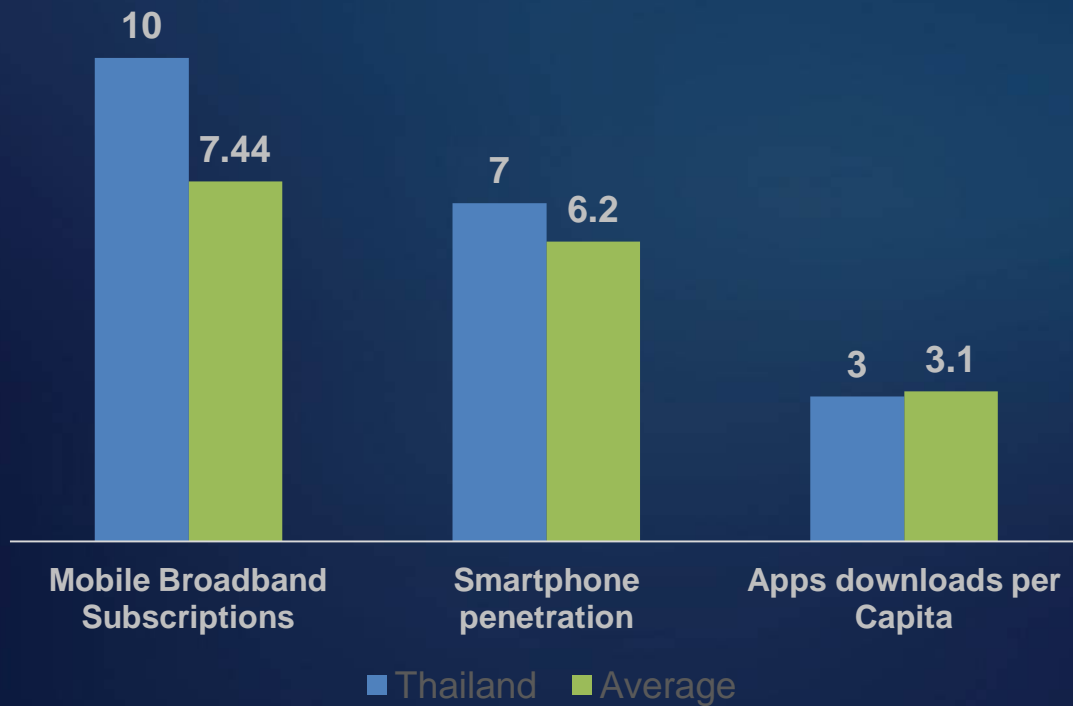


Key findings 4: Different focuses at different development stages

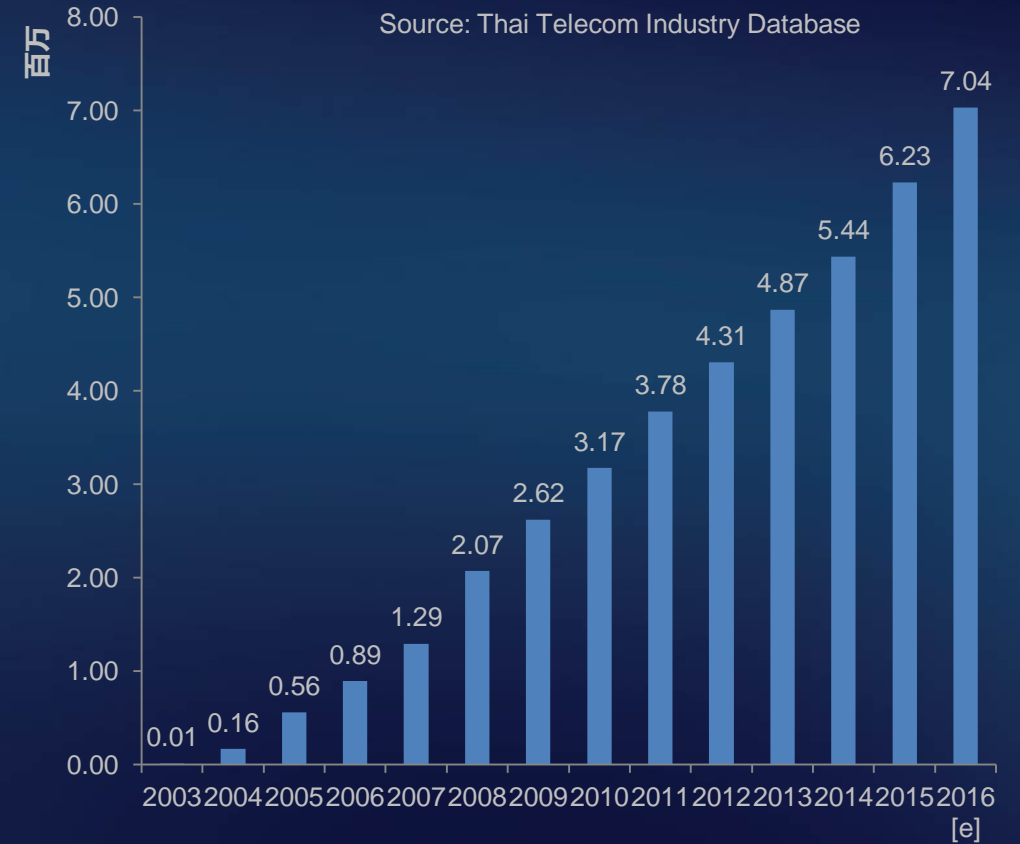


A closer look at Thailand - Big progress in broadband

Broadband performance

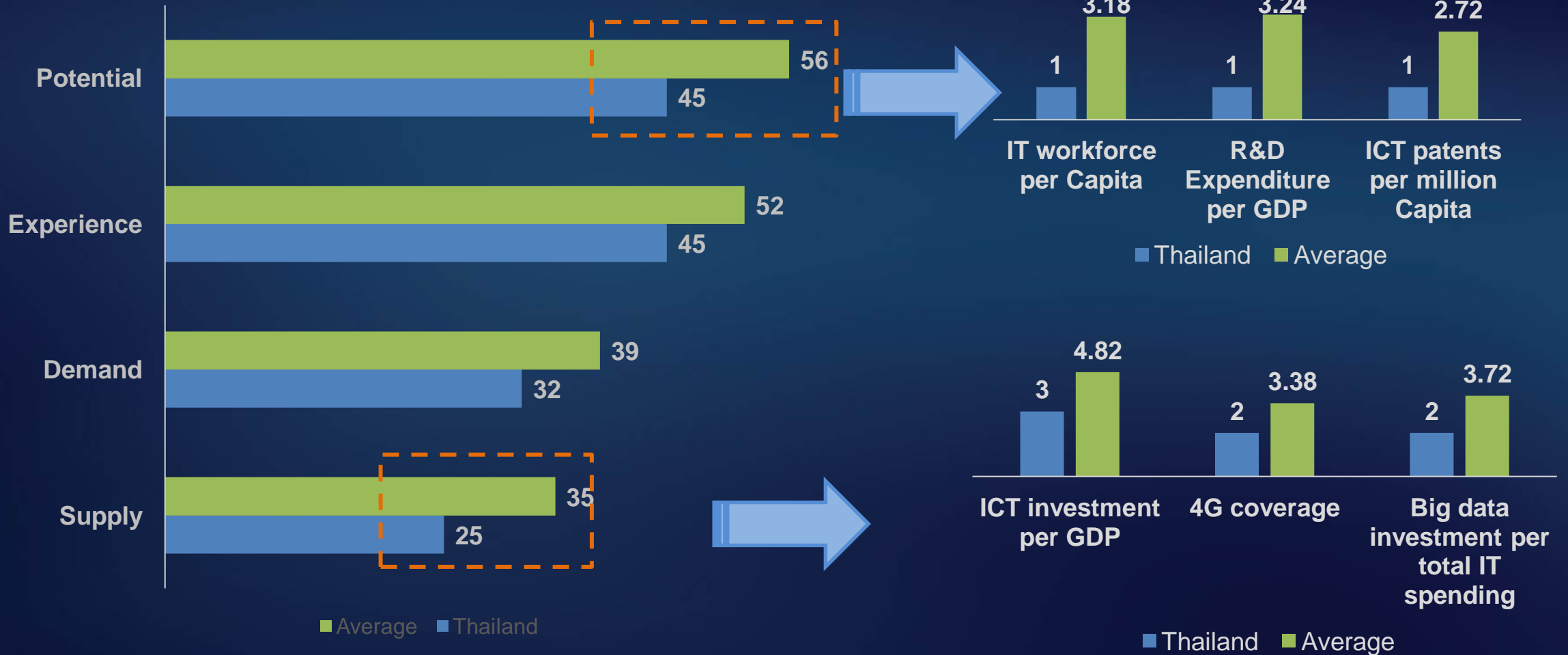


Thailand Broadband Internet Subscribers



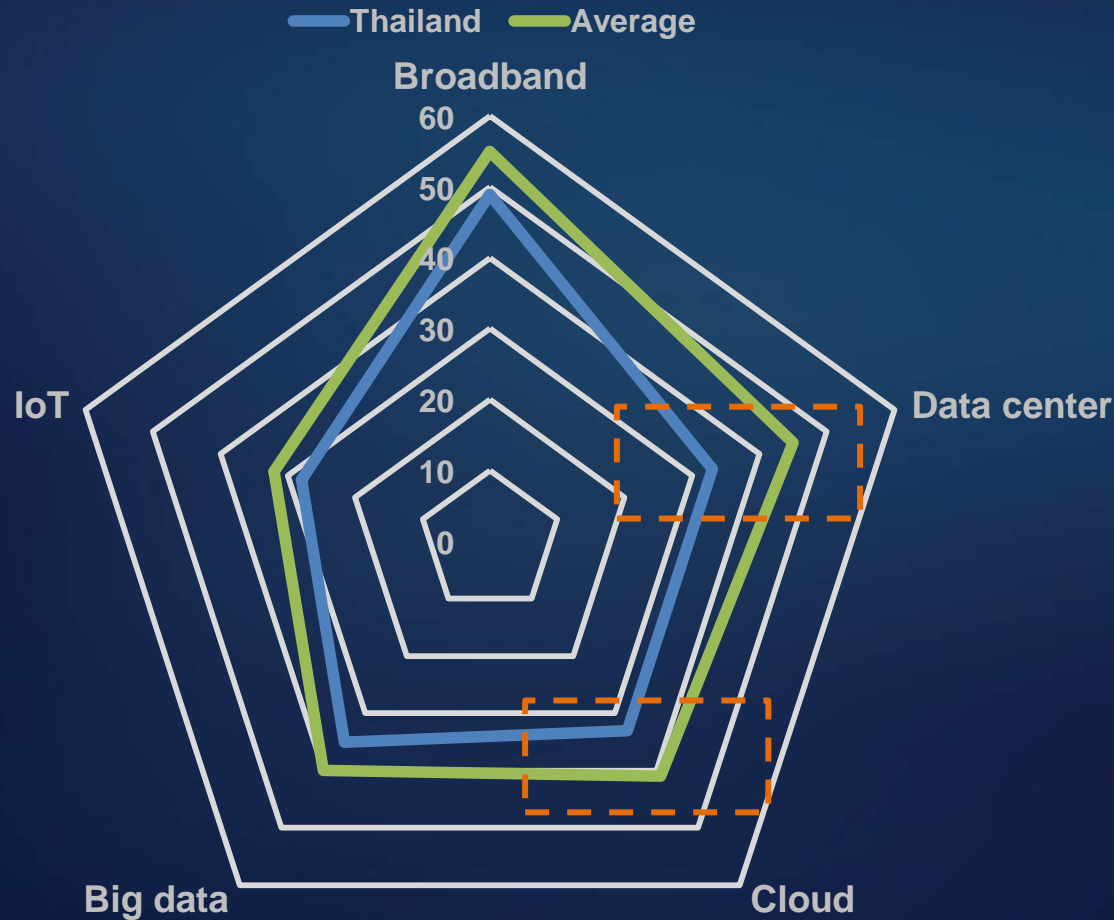
“Supply” and “Potential” can be enhanced

S-D-E-P Dimensions Performance



Invest in data centers and cloud computing

Tech Enablers Performance



Smart Grid for 2018

- By the year 2025 more than 85% of enterprise operations will take place in the cloud.

Priorities for growing digital economy



Policy, regulation, and incentives

- Government leadership
- Encourage investment
- Supportive policies



Manpower and skills

- Attract digital talent
- Cultivate skilled ICT workforce



Digital ecosystem

- Cross-domain cooperation
- Partner with the private sector



















































Thank you

Copyright©2016 Huawei Technologies Co., Ltd. All Rights Reserved.

The information in this document may contain predictive statements including, without limitation, statements regarding the future financial and operating results, future product portfolio, new technology, etc. There are a number of factors that could cause actual results and developments to differ materially from those expressed or implied in the predictive statements. Therefore, such information is provided for reference purpose only and constitutes neither an offer nor an acceptance. Huawei may change the information at any time without notice.

www.huawei.com/gci

Country ranking and performance

| Frontrunners | | | | Adopters | | | | Adopters | | | | Starters | | | |
|--------------|---|----------------|-------|----------|---|----------------|-------|----------|--|--------------|-------|----------|---|-------------|-------|
| | | | SCORE | | | | SCORE | | | | SCORE | | | | SCORE |
| 1 |  | United States | 74 | 17 |  | Spain | 51 | 27 |  | Poland | 43 | 38 |  | Philippines | 33 |
| 2 |  | Singapore | 72 | 18 |  | Portugal | 50 | 28 |  | Saudi Arabia | 43 | 39 |  | Egypt | 32 |
| 3 |  | Sweden | 70 | 19 |  | UAE | 50 | 29 |  | Romania | 42 | 40 |  | Venezuela | 32 |
| 4 |  | Switzerland | 68 | 20 |  | Czech Republic | 48 | 30 |  | Brazil | 39 | 41 |  | Indonesia | 32 |
| 5 |  | United Kingdom | 65 | 21 |  | Qatar | 47 | 31 |  | South Africa | 39 | 42 |  | Morocco | 30 |
| 6 |  | Denmark | 64 | 22 |  | Italy | 46 | 32 |  | Mexico | 38 | 43 |  | Vietnam | 30 |
| 7 |  | South Korea | 63 | 23 |  | China | 44 | 33 |  | Colombia | 37 | 44 |  | India | 30 |
| 8 |  | Netherlands | 63 | 24 |  | Chile | 44 | 34 |  | Thailand | 37 | 45 |  | Algeria | 28 |
| 9 |  | Japan | 62 | 25 |  | Malaysia | 44 | 35 |  | Turkey | 37 | 46 |  | Kenya | 27 |
| 10 |  | Norway | 61 | 26 |  | Russia | 43 | 36 |  | Argentina | 36 | 47 |  | Ghana | 27 |
| 11 |  | Australia | 59 | | | | | 37 |  | Peru | 35 | 48 |  | Nigeria | 26 |
| 12 |  | Germany | 59 | | | | | | | | | 49 |  | Bangladesh | 23 |
| 13 |  | France | 58 | | | | | | | | | 50 |  | Pakistan | 21 |
| 14 |  | New Zealand | 58 | | | | | | | | | | | | |
| 15 |  | Canada | 57 | | | | | | | | | | | | |
| 16 |  | Belgium | 57 | | | | | | | | | | | | |